

Title 2019 Junior Syndicate Newsletter Term 1

Friday, 22 February 2019



Junior Syndicate Newsletter Term 1 2018



■
Kia Ora

Welcome back to a new year at Waterloo School. We hope you've all enjoyed your summer holidays and have recharged those batteries. We would like to welcome all new whānau and students to our school. We look forward to getting to know you.

We would like to welcome to Room 20 Natalie Fuell (Monday - Thursday) and Anna Skepetaris (Friday).

This term our main focus is **Community** - we will explore **Sense of Belonging** and **Roles and Responsibility** within our classroom and families/whanau. We will learn how they connect to our Waterloo School values.

Waterloo School Values

Our three school values are to:

- Show Respect**
- Be Responsible**
- Have Resilience**

Throughout the term we focus on all three of our 'R' words to support our learners and to reinforce the expectations of our school. Please help us by reinforcing these concepts with your child at home and at school. You could ask your child what they did today that showed a school value.

Learning Through Play in the Junior Syndicate

The child-led Learning Through Play model supports the development of the Key Competencies that underpin the NZ Curriculum.

We are continuing to develop this model across the Junior Syndicate to enhance the students' agency over their own learning as well as their independence, self-management, problem solving strategies, persistence, resilience...


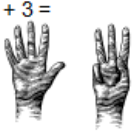



During the learning through play, teachers will be engaging with students as they play and carrying out explicit teaching sessions e.g. reading groups, whilst the students are playing.

If you would like further reading here are some links to help.

<http://www.education.govt.nz/assets/Documents/Ministry/consultations/Report-of-the-Advisory-Group-on-Early-Learning.pdf> (<http://www.education.govt.nz/assets/Documents/Ministry/consultations/Report-of-the-Advisory-Group-on-Early-Learning.pdf>) (Key point 14)

Learning Overview for Term 1

Maths – students will be learning within the stages below focusing on adding and subtracting numbers.

Stage 1	Stage 2	Stage 3	Stage 4	Stage 5
1-1 Counting	Counting with Materials	Counting by Imaging	Advanced Counting	Early Part/Whole
I can count a collection of items but can't solve simple + and -	I solve simple + and - problems using my fingers. I start counting from 1	I solve simple + and - problems by imaging things in my head. I start counting from 1	I solve + and - problems by counting on from the largest number eg. $8 + 3 = 8, 9, 10, 11$	I don't count to solve problems I use my doubles facts & facts to 10 eg. $8 + 6 = 8 + 2 = 10 + 4 = 14$ or $7 + 7 = 14$
 <p>4 and 3 is???</p>	<p>$4 + 3 =$</p>  <p>1,2,3,4,5,6,7</p>	 <p>1,2,3,4,5,6,7</p>	 <p>4</p>	 <p>$10 + 6 = 16$ SO $9 + 6 = 15$</p>

Maths Strand – creating simple graphs and explaining what we have found out from these graphs.

Writing – The main genre for the Year 1 and Year 2 students will be personal recounts. Students will be working at a variety of levels, from learning how to use the words they are learning in their writing through to sequencing events and using more descriptive language.

Reading – Students will be looking at and using a variety of strategies to develop their reading skills, e.g. pointing to the words as I read, attempting unknown words, rereading my sentences when I make a mistake, thinking deeper about the text I am reading (comprehension).

Be a Word Detective!

When you come to a word you can't figure out use your **strategies!**

 Eagle Eye Look at the picture	 Lips the Fish Say the first sound	 Stretchy the Snake S-t-r-e-t-c-h it out	 Chunky Monkey Look for chunks
 Flippy Dolphin Flip the vowel sound	 Skippy Frog Skip over the word	 Tryin' Lion Try a word that makes sense	<p>Ask Yourself:</p> <p>Does it make sense? </p> <p>Does it sound right? </p> <p>Does it look right? </p>

Students will be reading with their classroom teacher three - five times a week and will regularly have a book in their home pack to share with you. Poems will also come home weekly.

Please take the time to listen to your child read every day. Reading a story to your child as often as possible will also help them.. This will help their reading to continue to improve.

Please ensure that you sign your child's reading log after reading a book.

Seesaw

Seesaw is a student-driven digital portfolio that empowers students to independently document what they are learning at school to share with their whānau.

If you are new to Waterloo School this year, have you signed up to receive your child’s notifications yet? Also remember to comment as your child loves it when they know that you have responded to their learning. Remember the QR code can also be shared with grandparents etc so that they too can share in your child’s learning. If you need another copy of your QR code please ask your child’s teacher.



Junior Hui

Parents are welcome to attend our Junior Hui. At each Hui, every Junior class is represented. This is our time to celebrate the students’ learning and achievements. Junior Hui takes place in the school hall, starting at 2.15pm.

Wednesday 6 March
Wednesday 3 April

Parent Helpers

All staff members appreciate and value parent help. Assistance is appreciated during Maths, Writing, Reading and learning through play times. Please see your child’s teacher to sort out suitable times, if you are available. If you are unable to assist during school time there are many mundane but vital jobs to do before and after school - sharpening pencils, gluing in poems, returning reading books etc

Parent Queries/Concerns

We believe in working together to provide the best for your child. If you have any queries/concerns - big or small please approach your child’s teacher first - then the Team Leaders (Becs Perkins – Year 1 and Vicki Barnes – Year 2) then the Deputy Principal (Jen Roberts - Term 1). If there is something that may be affecting your child’s learning - big or small, it is always helpful to know. The best time to talk with your child’s teacher is from 8.30 to 8.50am and after 3.00pm on days with no staff meeting or staff training. Other options are to make an appointment or leave a phone message - we endeavour to return calls that day or evening. We aim to make our communication with you open, consistent and proactive.

Some Important Reminders...

- Hats

All students are expected to have a bucket or legionnaire style hat to wear when they are outside in Terms 1 and 4.

- Bell Times

The bell goes at **8:55am** for the school day to begin. Students need to be at school at least 10 minutes before the bell so they can unpack their bags and get ready for their day.

***Please remember that the students are not able to enter classrooms until 8:30am as teachers are busy**

putting together final preparation for the day*

Please also remember if your child arrives after the bell they need to go to the Office, sign in on the tablet there and take an orange 'Arrival' card to give to their classroom teacher. This is to ensure that all students are accounted for.

- [Raincoats/Jackets](#)

Please ensure that your child has a waterproof jacket at school every day as we do leave our classrooms and this helps the students not to get wet.

- [Clothing](#)

Please make sure all clothing and other personal property such as lunchboxes and drink bottles is clearly named. This time of year can have 'Four Seasons in One Day' so please make sure your child is wearing 'layers' of clothing so they can peel off throughout the day to be comfortable. Please bring spare clothing in a named plastic bag that can be left at school just in case of an accident. Encourage your child to wear sensible footwear to enable them to participate fully in our fitness and PE programmes.

- [Sickness](#)

If your child is unwell please keep them at home especially if they have had a vomiting or diarrhoea bug. Please notify the office of absentees any time day or night by leaving a message on the school answer phone, or through the school website www.waterloo.school.nz (<http://www.waterloo.school.nz>) through the Absences link, or by email to reception@waterloo.school.nz

- [Fostering Independence at School](#)

This is an important part of the key competency ~ Managing Self. Please encourage your child to carry their own bag, hang up and empty their bag and do the jobs they have to do before school.

- [Home packs/Book bags](#)

Please encourage your child to empty

We are looking forward to another action packed term at Waterloo School and want to say thank you to the parents for your interest and enthusiasm in your child's well-being and education. Your support is invaluable.

- Riding Scooters and Bikes

Could you please remind your child that they are not to ride their scooters or bikes between 8.30am - 8.55am and 3pm - 3.15pm. It is very unsafe for parents and other small children being delivered to their classroom in the morning or being picked up in the afternoon. Please encourage your child to walk their scooter or bike to the gate and then they can ride.

Thank you and we are all looking forward to the term ahead.

The Junior Syndicate Team

Year 1

Becs Perkins (Whaea Becs)	Rm 22	bperkins@waterloo.school.nz
Natalie Fuell (Miss Fuell)	Rm 20*	nfuell@waterloo.school.nz
Anna Skepetaris (Mrs S)	Rm 20*	askepetaris@waterloo.school.nz
Jenn Causer (Whaea Jenn)	Rm 21	jcauser@waterloo.school.nz
Carolyn Robb (Mrs Robb)	Rm 23	crobb@waterloo.school.nz
Louise MacLeod (Ms MacLeod)	Rm 24	lmacleod@waterloo.school.nz

Year 2

Vicki Barnes (Mrs Barnes)	Rm 18	vbarnes@waterloo.school.nz
Eve Jones (Mrs Jones)	Rm 15	ejones@waterloo.school.nz
Heather Eskdale (Mrs E)	Rm 15/17**	heskdale@waterloo.school.nz
Stephanie Hilton (Mrs Hilton)	Room 19	shilton@waterloo.school.nz
Courtney Dittmer (Mrs Dittmer)	Rm 17	cdittmer@waterloo.school.nz

*Natalie will be teaching in Room 20 Monday to Thursday and Anna will be teaching Room 20 on Fridays.

**Heather will be teaching in Room 17 most Thursdays and in Room 15 on Fridays.



Be Responsible Show Respect Have Resilience
